



Electrolux
PROFESSIONAL

Standard Preparation 1400 mm Cupboard Sink with 2 Bowls

ITEM # _____

MODEL # _____

NAME # _____

SIS # _____

AIA # _____



133251 (MLA1426PN)

Cupboard Sink with 2 bowls
600x500mm and 2 sliding
doors, 1400mm

Short Form Specification

Item No. _____

Made entirely from stainless steel. Inner welded frame in stainless steel. Unique connection of panels to inner frame. The 50mm high worktop in 304 AISI stainless steel, 1mm in thickness, incorporates a layer of sound deadening material and has upturned edges. Upstand (h=100mm) with 8mm rounded edge. Sound-deadened sliding doors. Base panel in 304 AISI stainless steel and height-adjustable intermediate shelf. Sink bowls in 304 AISI stainless steel with overflow pipe and drain hole. Mounted on feet, adjustable in height.

Construction

- Inner welded frame in stainless steel to guarantee superior strength and stability.
- Easy access to the cupboard interior on all lengths guaranteed by the use of only 2 doors.
- Sink bowl in 304 AISI stainless steel, supplied with overflow drain pipe and drain hole.
- 50 mm worktop in 304 AISI stainless steel with upturned edges, incorporates an 18 mm layer of sound deadening material.
- Reinforced side and base panel in 304 AISI stainless steel.
- 100 mm upstand with 8 mm radiused corner and 13 mm deep, designed to be used against a wall.
- 304 AISI stainless steel feet, 200 mm high and 54 mm in diameter, adjustable by -50/+30 mm.
- Sturdy sound-deadened sliding doors on tracks located flush to the front of the frame.
- Heavy duty Stainless steel construction.

Optional Accessories

- False bottom for right hand PNC 895100 ☐
600x500mm Bowl
- False bottom for left hand PNC 895110 ☐
600x500mm Bowl
- Overflow filter for bowl (H=180 PNC 895130 ☐
mm)
- Overflow filter for bowl (H=230 PNC 895131 ☐
mm)
- Overflow filter for bowl (H=330 PNC 895132 ☐
mm)

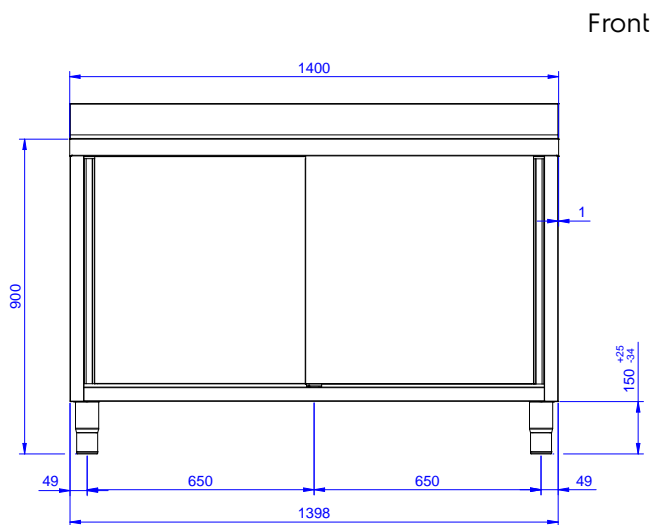
APPROVAL: _____



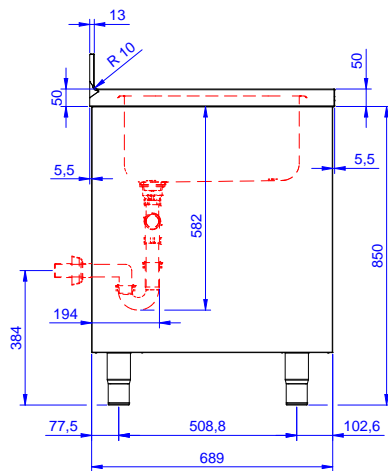
Experience the Excellence
www.electroluxprofessional.com

Standard Preparation

1400 mm Cupboard Sink with 2 Bowls

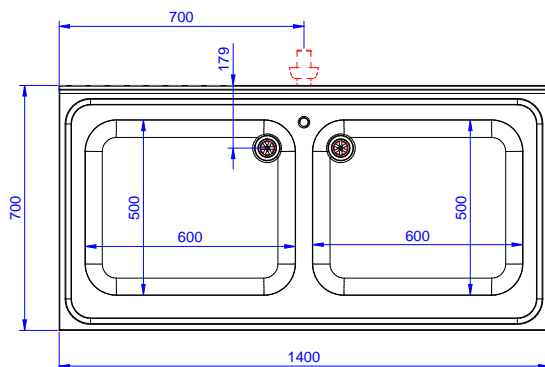


Front



Side

D = Drain



Top

Key Information:

Cabinet width:	1310 mm
Cabinet depth:	645 mm
Cabinet height:	330 mm
External dimensions, Width:	1400 mm
External dimensions, Depth:	700 mm
External dimensions, Height:	1000 mm
Upstand Dimensions, Height:	100 mm
Upstand Dimensions, Depth:	13 mm
Upstand Dimensions, Radius:	R=8
Bowls number	2
Bowl dimensions	600x500xH300
Number and type of doors:	2 Sliding
Worktop thickness:	50 mm
Net weight:	60 kg

Standard Preparation
1400 mm Cupboard Sink with 2 Bowls

The company reserves the right to make modifications to the products without prior notice. All information correct at time of printing.